



# Solid Waste Management of UC Kuliya

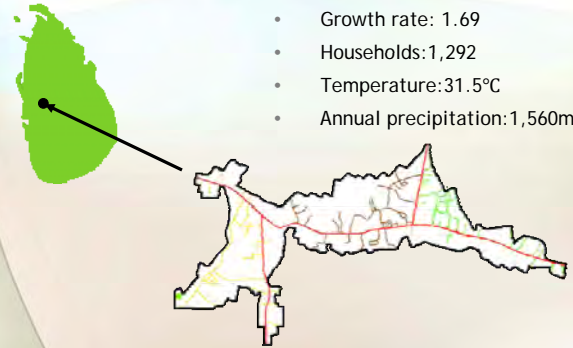
ශ්‍රී ලංකා ප්‍රජාතන්ත්‍රවාදී සමාජවාදී ජනරජය  
රජයේ සේවයේ පවතින සේවකයන්ගේ සංගමය

Urban Council Kuliya, SRI LANKA



## Introduction of Kuliya

- Area: 3.8 sq.km
- Population: 12,944 (living: 6,743)
- Growth rate: 1.69
- Households: 1,292
- Temperature: 31.5°C
- Annual precipitation: 1,560mm

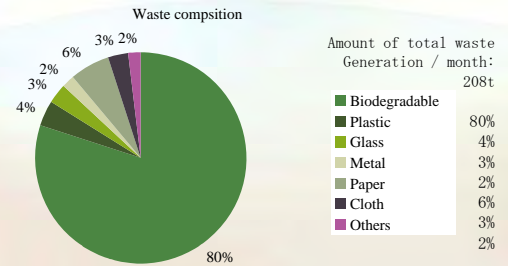


## Overview of SWM

- Revenue: Rs.616,300, collected by UC Kuliya for waste collection, which is based on the 3% of the annual in 2011.
- Expenditure of SWM: Rs.1,054,620 in 2011 (2009:Rs.9,529,750, 2010:Rs.37,619,300)
- Amount of total waste generation per day: 9-10t (2009:6-7t, 2010:7-8t)



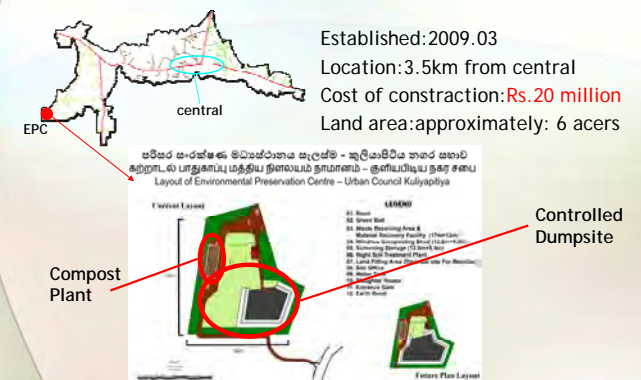
## Waste composition in Kuliya



## Waste management in Kuliya -method of collection



## Layout of Compost Plant & Dump Site (Environmental Preservation Centre)





## Compost Plant



Compost plant



Exposing



Separation



Shifter(screen)



Windrow compost  
(leftover only)

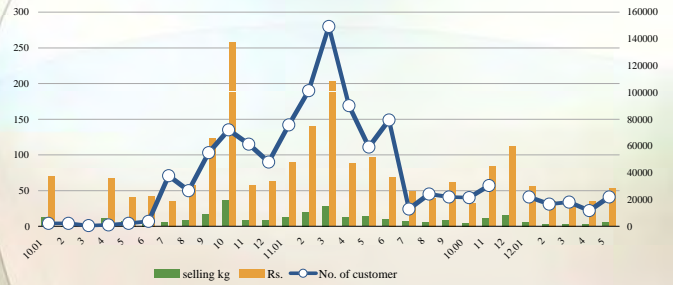


dumping to landfill

8w



## Compost fertilizer



## Recent problems to be solved (Action Plan for two years)

- starting sorted collection all over the city
- improvement of recycle system → environmental education at school & community
- changing general behavior of citizens → environmental education at school & community
- reducing quantity of waste from household → TAKAKURA method & improving recycle system



මොහොම ස්තූතියි

ありがとうございます。

Thank you very much.

Presented by  
Lakshman Adikari,  
Chairman of Kuliyaipitiya UC  
[kuliyauc@sitnet.lk](mailto:kuliyauc@sitnet.lk)  
[lakshman.adikari@gmail.com](mailto:lakshman.adikari@gmail.com)